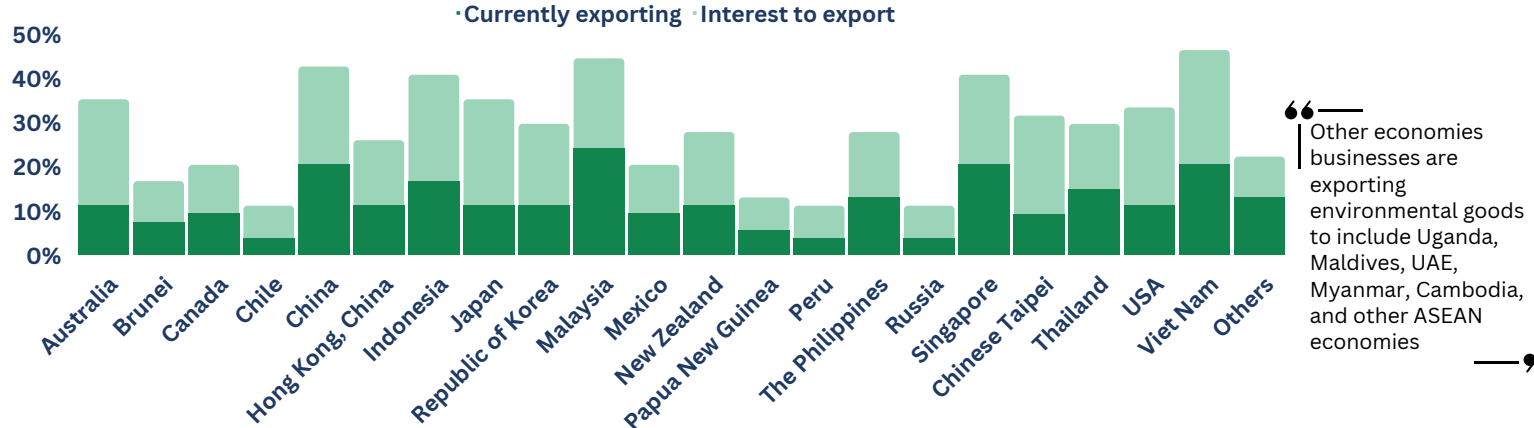


The key findings of the 2023 Survey on Trade in Environmental Goods and Services conducted by the APEC Business Advisory Council (ABAC) are summarised as follows:

1. TRADE IN ENVIRONMENTAL GOODS

The top 3 economies our respondents are exporting environmental goods to are (1) Malaysia (24.07%), (2) China (20.37%), (3) Singapore (20.37%) and (4) Viet Nam (20.37%). Our respondents have also indicated their interest to export these goods to Viet Nam (25.93%), Australia (24.07%), Indonesia (24.07%) and Japan (24.07%) in the future.



Other economies businesses are exporting environmental goods to include Uganda, Maldives, UAE, Myanmar, Cambodia, and other ASEAN economies

Q: Which economies are you currently exporting / interested to export environmental goods to?

Top 3 challenges faced

1

53%

Technical barriers to trade (e.g. inconsistent standards, testing, labelling, certification requirements etc)

2

50%

No consistent definition of environmental goods

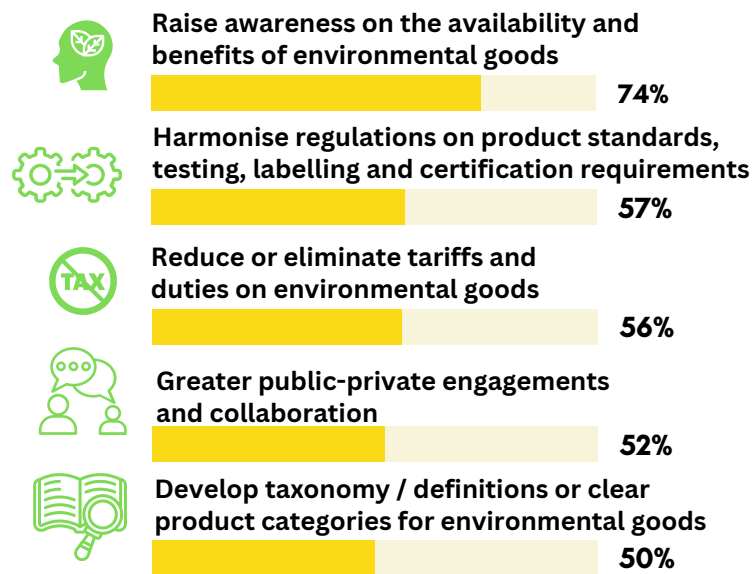
3

42%

Low or no consumer demand for environmental goods

Q: What challenges did you encounter when trading in environmental goods?

Top 5 measures



Others include: Eliminate import/export prohibition on environmental goods; Establish bilateral or regional agreements with economies

Q: What measures do you think both the public and private sectors can consider adopting to promote trade in environmental goods?

Top examples to be included in APEC List of Environmental Goods

Renewable or cleaner energy technologies (e.g. solar panels, wind/water turbines)

Circular products (e.g. products that are recycled, recyclable or reusable)

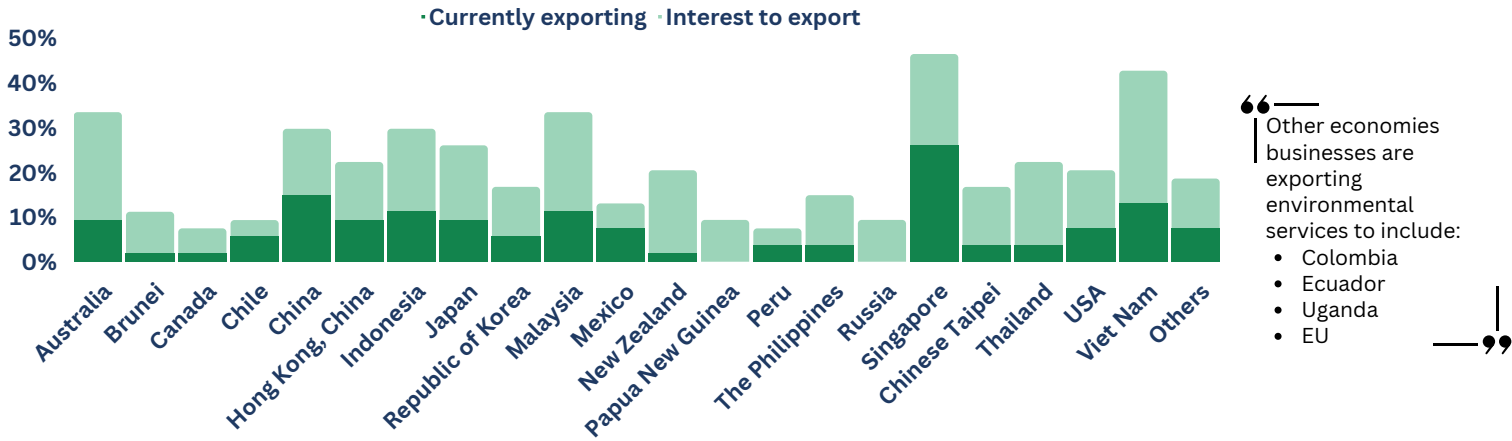
Waste management and treatment products (e.g. pipes and tanks, drains)

Eco-friendly products (e.g. less toxic cleaning products, less carbon emissions)

Q: What are the top 3 environmental goods that should be included in the APEC List of Environmental Goods?

2. TRADE IN ENVIRONMENTAL SERVICES

The top 3 economies our respondents are exporting environmental services to are (1) Singapore (26.92%), (2) China (15.38%) and (3) Viet Nam (13.46%). Our respondents have also indicated their interest to export their environmental services to Viet Nam (30.77%), Australia (25%), and Malaysia (23.08%) in the future.

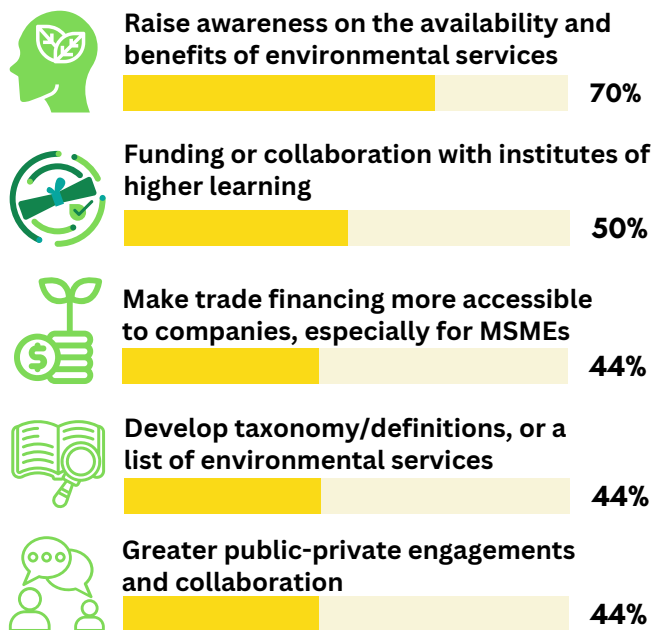


Q: Which economies are you currently exporting / interested to export environmental services to?



Q: What challenges did you encounter when providing environmental services?

Top 5 measures



Others include: Establish bilateral or regional agreements with economies; Invest in developing a stable and reliable infrastructure; and greater mutual recognition of foreign professional qualifications.

Q: What measures do you think both the public and private sectors can consider adopting to promote trade in environmental goods?

Top examples to be included in APEC List of Environmental Services



Q: What are the top 3 environmental goods that should be included in the APEC List of Environmental Services?

Based on responses collected from 31 March to 16 June 2023. For any further clarification, please contact: ir@sbf.org.sg